

DESTINATION-BASED DISPATCHING AND FIXTURES



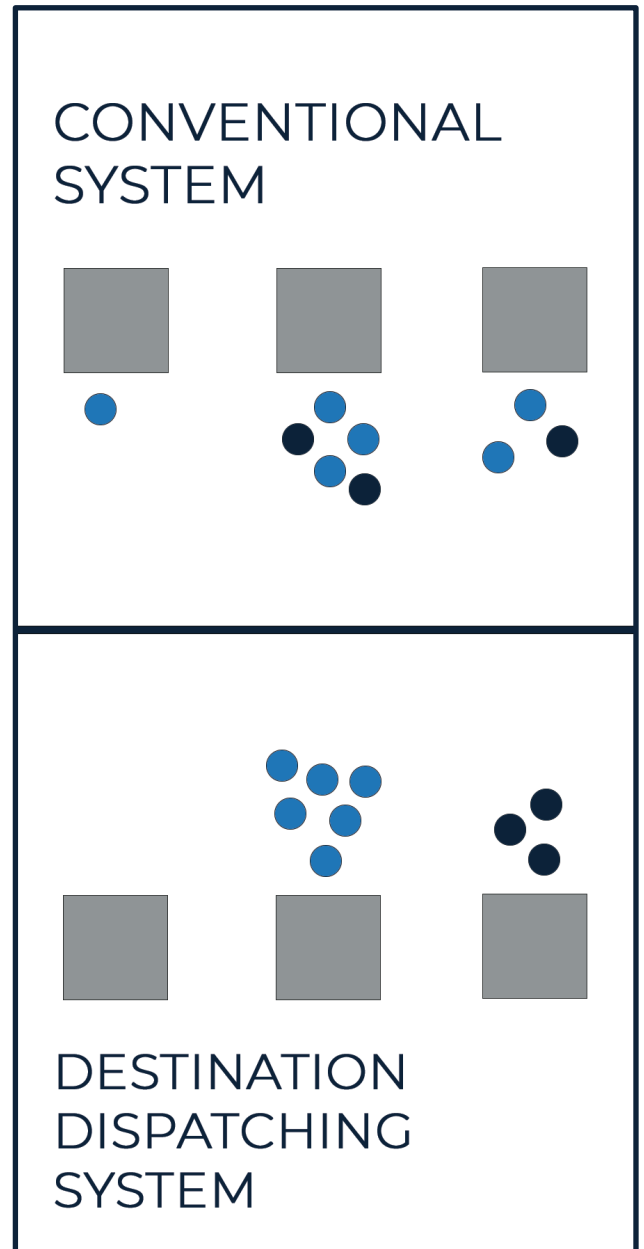
DESTINATION-BASED DISPATCHING BY **SMARTRISE**: A BETTER WAY TO DIRECT ELEVATOR TRAFFIC

Since 2004, Smartrise has been supplying top-quality, non-proprietary controllers and revolutionizing the elevator controller industry. Our next-generation technology, Destination-Based Dispatching, now enables building owners and consultants to gain market differentiation.

Destination-Based Dispatching gets passengers to their floor faster with fewer stops along the way. Passengers simply select their destination floor on a touchscreen and are directed to a designated car that will take them to their floor. With passengers being assigned a car, there is no mad scramble or build up at the elevator bank entrances during peak hours.

BENEFITS

- ✓ Improved long-term operating costs
- ✓ Non-proprietary
- ✓ Improved building security (braXos)
- ✓ Intuitive and easy to use
- ✓ Efficient passenger handling
- ✓ Increased traffic flow
- ✓ Optimizes time to destination
- ✓ ADA Compliant



HALL KIOSK FEATURES

As the pivotal starting point, the hall kiosks set the tone for the entire Destination-Based Dispatching experience. Before entering the elevator, passengers select their desired floor from a touchpad. The system calculates the most efficient route and directs the passenger to the appropriate car based on current traffic patterns. The result is an unparalleled reduction of wait times with increased efficiency and performance.

Smartrise's Destination-Based Dispatching supports two types of configuration systems: Hybrid Configuration and Full Configuration. In the Hybrid Configuration, kiosks are installed on select floors – typically the busiest floors – while conventional hall fixtures are installed on the remaining, less busy, floors. In the Full Configuration, kiosks are installed on all floors.

CE ELECTRONICS



- ✓ CE Electronics offers touchscreen and keypad options
- ✓ Surface and applied mount available
- ✓ 7.0" (shown) and 10.4" screens available


Contact CE Electronics or your fixture manufacturer for more information about ordering.

IN-CAR DESTINATION INDICATORS

In-Car Destination Indicators serve to inform elevator passengers of the car's current and scheduled stops. Most commonly placed within the jamb of the doors or on the car operating panel, this device reassures passengers that they are aboard the correct car and exiting at the correct landing.

CE ELECTRONICS

- ✓ CE Electronics offers LED screens
- ✓ 0.5" screen
- ✓ Displays up to 10 landings at a time
- ✓ Can display any alphanumeric character within the ½-inch display
- ✓ Offered in red, blue, and green




Contact CE Electronics or your fixture manufacturer for more information about ordering.

ELEVATOR DESTINATION FLAGS

Once a passenger is assigned an elevator by the hall kiosk, elevator destination flags will be used to identify their specific elevator. These are offered in many shapes and sizes and with direction indicators, sound cues, illumination options, and more. With the options offered by CE Electronics, building owners are sure to find an option to fit their unique style and environment.

CE ELECTRONICS



- ✓ CE Electronics offers cube (shown), box, flag, and pendant options
- ✓ Sizes range from 0.5" to 2"
- ✓ Various colors offered
- ✓ Non-illuminated (shown) and illuminated options
- ✓ Various metal finishes offered

Contact CE Electronics or your fixture manufacturer for more information about ordering.



FOR MORE INFORMATION,
CONTACT THE SALES DEPARTMENT
AT SALES@SMARTRISE.US
OR 469-678-8000
SMARTRISE.US